

**2017-2018  
Fiscal Year**




**2018-19 School Fiscal Year**

	September	October	November	December	January	February	March
Electricity:							
KWH	1069688	119895	95947	85343	120857	133369	127885
Cost	\$104,558.30	\$10,435.14	\$9,063.47	\$8,750.87	\$11,139.66	\$12,164.38	\$11,252.04
Unit Cost	0.10347847	0.087035656	0.0944633	0.10253764	0.09217224	0.091208452	0.087985612 #DIV/0!

Water:							
Gallons	1187728	117016	136969	133520	103552	80790	112750 69474
Cost	\$15,597.76	\$1,534.51	\$1,821.02	\$1,769.84	\$1,345.03	\$1,038.28	\$1,470.61 \$893.20
Unit Cost	0.013132434	0.013113677	0.01329513	0.01325524	0.01298893	0.012851591	0.013043104 0.0128566

Propane:							
Gallons	11479.9	0	0	2000.2	5300.1	4642	3559.1 3350
Cost	\$13,196.81	\$0.00	\$0.00	\$2,740.27	\$6,764.12	\$5,903.04	\$4,678.82 \$5,062.76
Unit Cost	1.149557923	#DIV/0!	#DIV/0!	1.369998	1.27622498	1.271658768	1.314607626 1.5112716

Aggregate Cost:	\$133,352.87	\$11,969.65	\$10,884.49	\$13,260.98	\$19,248.81	\$19,105.70	\$17,401.47 \$5,955.96
--------------------	--------------	-------------	-------------	-------------	-------------	-------------	------------------------

April	May	June	July	August	Totals	(+/-) change from 2017-18
					683296	-386392
					62805.56	-41752.74
#DIV/0!	#DIV/0!	#DIV/0!	#DIV/0!	#DIV/0!	0.0919156	-0.011562873
						
					754071	-433657
					9872.49	-5725.27
#DIV/0!	#DIV/0!	#DIV/0!	#DIV/0!	#DIV/0!	0.01309226	-4.01791E-05
						
					18851.4	7371.5
					25149.01	11952.2
#DIV/0!	0	0	0	#DIV/0!	1.3340659	0.184507982
						
\$0.00	\$0.00	\$0.00	\$0.00	\$0.00	\$97,827.06	-35525.81